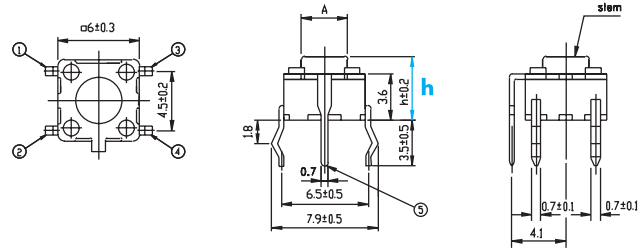


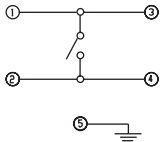
## SERIES EDP

- Snap-in PC Terminals with ground
- 6x6 mm size

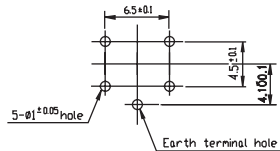
E D P



Circuit Diagram



P.C. Layout

Height from  
PCB (h)

A	4.3 mm
B	5.0 mm
C	7.0 mm
D	9.5 mm
E	13 mm
F	17 mm
G	7.3 mm

## Operating Force    Life (Cycles)

1	100±50gf	1×10 <sup>5</sup>
2	160±50gf	1×10 <sup>5</sup>
3	260±70gf	1×10 <sup>5</sup>

## SPECIFICATIONS

**Rating:** 50mA - 12VDC  
**Contact resistance:** 100 mΩ max  
**Bounce:** 5msec max  
**Return force:** 40 gf min

## PACKAGING

**Qty:** 2000/Bag  
**Type of packaging:** Loose

## CAP + COLOURS OPTIONS

Caps

EDSC-61-x Square

EDSC-62-x Round

Colours

K Black

R Red